



SteelMax®

Time Saving Tools For Metal™
2007 Product Catalog





SteelMax Saws are

GUARANTEED to

"I've fabricated everything from race cars to logging trucks for over 30 years. These saws and drills are among the best time saving machines I've ever owned."

Dale Paterson, Business Owner and Fabricator.



save you **TIME** and **MONEY**..



- **CUTS STEEL IN SECONDS**
- **COOL TO THE TOUCH**
- **BURR FREE CUT**

More efficient than any portable metal cutting process you are using now!

• **Saves Time and Money.**

Less than 6 seconds to cleanly cut 4" x 5/16" mild steel.

4 seconds to cut 2" x 3/16" square tubing.

4 seconds to cut 2" x 2 1/4" angle iron.

4 seconds to cut 2" tubing.

2 seconds to cut 1/2" rebar.

- **Increase Productivity** - No Milling or de-burring with near-surgical dry-cut technology.
- **Cuts a Variety of Metals, Plastic and Wood** - Bring your saw to the work-piece while cutting mild steel, stainless steel and aluminum as easy as it cuts plywood.
- **Cool-to-the-Touch** - No waiting for your workpiece to cool down. Just cut it and handle it.
- **Precise Cutting** - With integrated laser sighting system. (models S7 - S9)

SteelMax Industrial Metal Cutting Saws

SPECIFICATIONS	S7	S9	S14
Part Number	SMS7	SMS9	SMS14
Cutting Capacity	2-3/8" Profile 3/8" Solid	3-1/4" Profile 1/2" Solid	4-3/4" Profile 1" Solid
Weight	14lbs.	20lbs.	64lbs.
Blade Diameter	7.25"	9"	14"
Arbor	20mm	1"	1"
RPM	3500	2700	1450
Beveling/Mitering	Beveling/45deg.	Beveling/45deg.	Mitering/45deg.
Motor	120V/1500W	120V/1750W	120V/1750W
Depth Adjustment	Yes	Yes	Two Position Vise
Chip Cover	1 Cover for metal 1 Cover for Wood	1 Cover for Metal	Chip Tray
Applications	Pipe, plate, channel, grating, roof decking, silo's, emergency rescue.	Pipe, plate, channel, grating, roof decking, silo's, emergency rescue, door posts.	Pipe, plate, channel, conduit angle iron, metal studs, rebar, tubing, etc.

Our S14 Saw “Paid for itself in about one production day!”

A True Story!

The Company: Oakland Welding Industries, New Baltimore, Michigan.
The Project: A 6000 cut and weld angle iron fabrication job.
The Challenge: Significantly reduce fabrication time and improve on quality.
The Solution: SteelMax s14 Dry Cutting Metal Saw and Blades.
The Stats!

The saw paid for itself in about one production day by reducing a 100 man-hour band sawing job to a 33 hour SteelMax day.


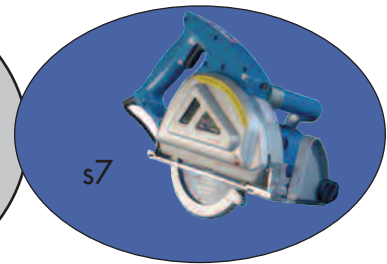
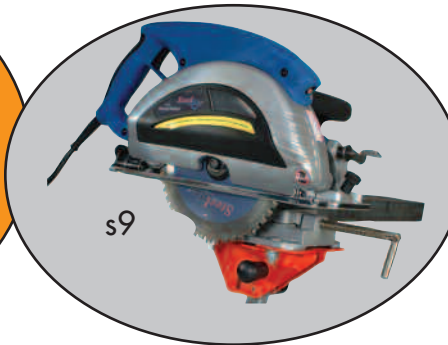

Pre-weld grinding was eliminated.

Floor space was available for new production.

1400 cuts per blade was typical on 1.5"x1.5" angle iron.

The SteelMax Saw paid for itself on the first day!

At \$55.00 per shop hour, the SteelMax saw saved about \$3600. in man-hours in one week!



2 sec.


2 sec.

2 sec.

8-10 sec.

6-8 sec.


6-8 sec.



4-6 sec.

4-6 sec.


4-6 sec.

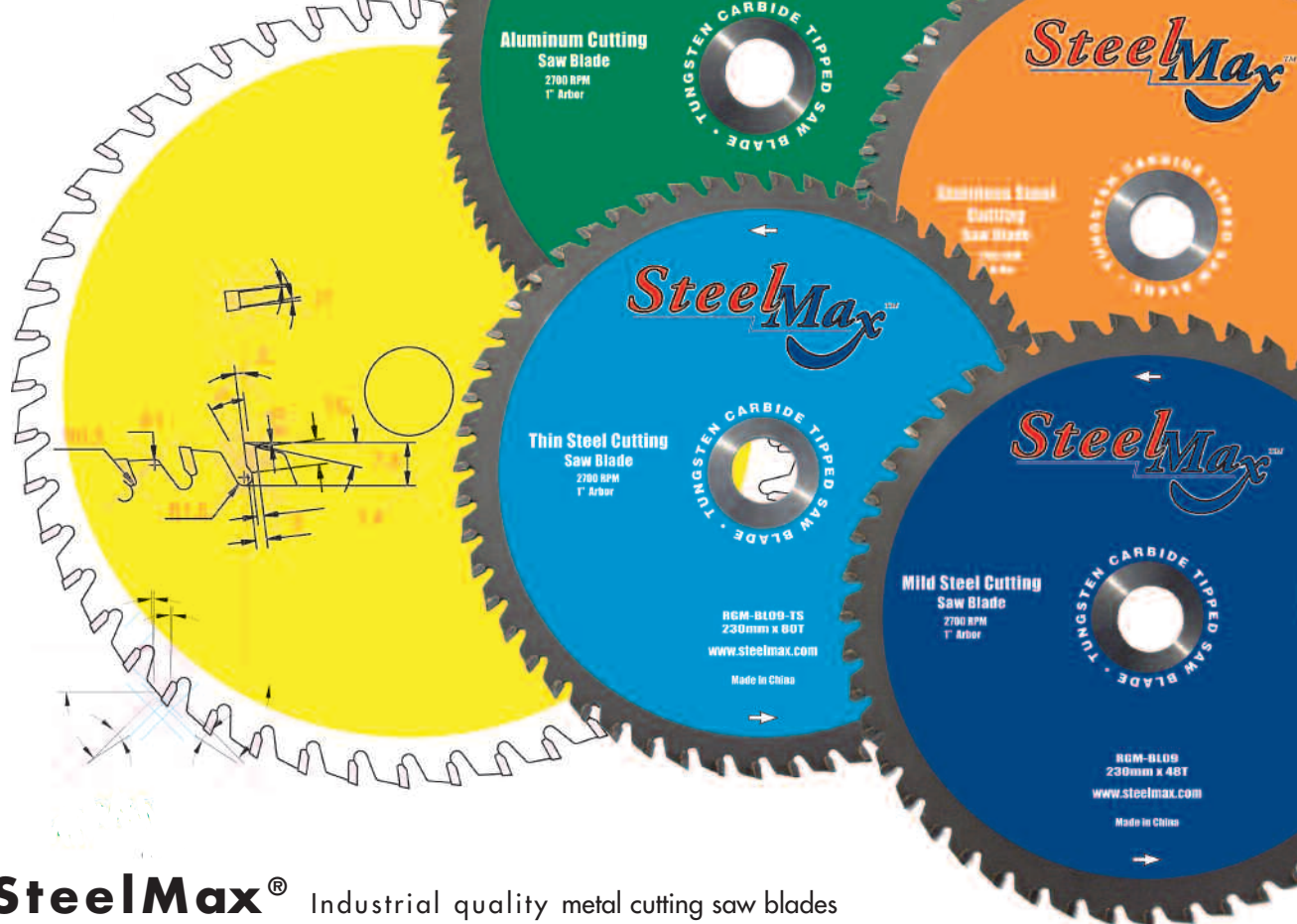


15 sec.

13 sec.

8 sec.





SteelMax® Industrial quality metal cutting saw blades

are the finest blades available for the professional fabricator and metal-worker. You simply won't find a longer lasting, higher performing or cleaner cutting blade anywhere! Blades are available for clean and cool cutting of mild steel, stainless steel, aluminum and now *Wood!* They are designed specifically for the SteelMax® metal cutting saws. SteelMax blades are also available to fit competitor saws to increase their efficient cutting of mild steel, aluminum and stainless steel.

SteelMax Industrial Metal Cutting Saw Blades

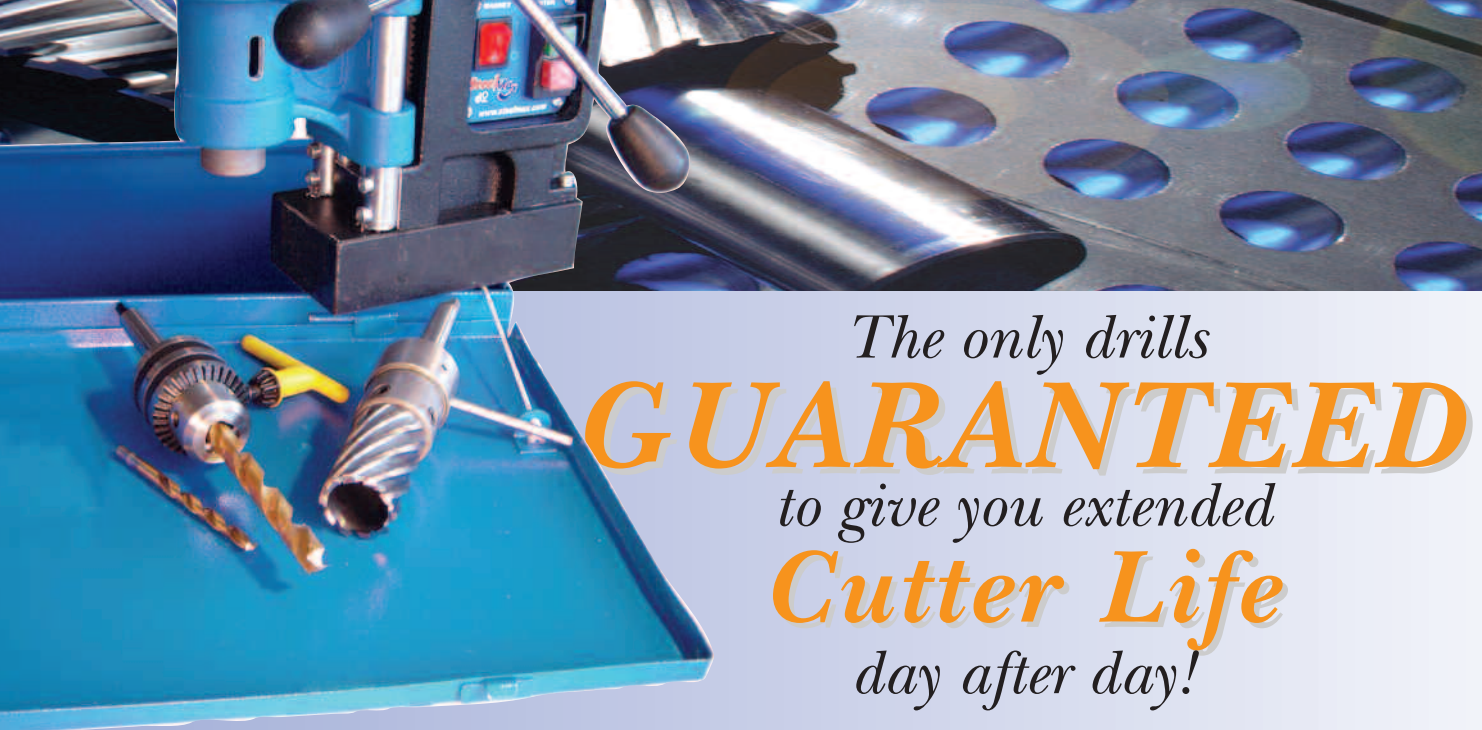
BLADE DIA	PART NUMBER	TEETH	ARBOR	RPM (max)	APPLICATIONS
7.25"	RGMBL07-5	36T	20mm	3500	Mild Steel (less than 5/16")
7.25"	RGMBL07-5TS	38T	20mm	3500	Thin Mild Steel (less than 1/4")
7.25"	RGMBL07-5AL	54T	20mm	3500	Aluminum (up to 3/8")
7.25"	RGMBL07-5SS	48T	20mm	3500	Stainless Steel (less than 1/8")
7.25	RGMBL07-5WD	40T	20mm	3500	Wood Cutting (framing with wood cover)
9.0"	RGMBL09	48T	1.0"	2700	Mild Steel (less than 1/2")
9.0"	RGMBL09-TS"	80T	1.0"	2700	Thin Mild Steel (less than 1/4")
9.0"	RGMBL09-AL	80T	1.0"	2700	Aluminum (up to 3/8")
9.0"	RGMBL09-SS	80T	1.0"	2700	Stainless Steel (less than 1/8")
14.0"	RGMBL014	66T	1.0"	1450	Mild Steel (less than 1")
14.0"	RGMBL014TS	90T	1.0"	1450	Thin Mild Steel (less than 1/4")
14.0"	RGMBL014AL	100T	1.0"	1450	Aluminum (up to 3/8")
14.0"	RGMBL014SS	90T	1.0"	1450	Stainless Steel (less than 1/4")

SteelMax®



DIMENSIONS AND SPECIFICATIONS

Model	d1 PN SM-D1	d2 PN SM-D2
Height max/min	376/306 mm (14-3/4" / 12")	570/460 mm (22-1/2" / 18")
Width	167 mm (6")	210 mm (8")
Length	240 mm (9 1/2")	265 mm (10-1/2")
Weight	10.5 kg (23 lbs.)	16.7 kg (37 lbs.)
Motor	1.3 HP 920W (single phase) 115V / 350 RPM (load)	1.5HP 1080W (single phase) 115V / 180/ 360 RPM (load)
Arbor bore	3/4"	3/4"
Drill pt. breakaway	863 lbs. on 1" plate (3840 N)	1111 lbs. on 1" plate (4867 N)
Magnet base	80 x 160 mm (3.150 x 6.3")	90 x 180 mm (3.5 x 7.125")
Magnet dead lift	2135 lbs. (9500 N) on 1" plate	2653 lbs. (11800 N) on 1" plate
Cutter diameter (max)	1 1/2"	2-1/16"
Depth of cut (max)	2"	2"
C/L Pilot to Mag Face	39 mm (1 1/2")	45 mm (1-3/4")
C/L Pilot to Mtr. Face	37.5 mm (1 1/2")	40 mm (1-5/8")
Maximum Twist Drill dia.	N/A	23 mm (7/8") @ 6" max Length.



The only drills
GUARANTEED
 to give you extended
Cutter Life
 day after day!

SteelMax® brand drills maintain rigidity and accuracy throughout the life of the drill. Our rail system eliminates the need to adjust or maintain traditional gibs. In addition to saving on maintenance, cutter life is increased by reducing movement at the cutter tips. When cutters last longer, you save money every day you use SteelMax!

SteelMax d1

Small, Light and Powerful!

FEATURES

- Ultra compact 14-3/4" working height (with coolant bottle).
- Adjustable cutter guard with built in chip breaker.
- Through spindle coolant system with removable reservoir.
- Little maintenance with no gib adjustment and extreme accuracy.
- Fewer parts which results in less run-out.
- Lightweight — only 23 pounds.
- Smart magnet circuitry recognizes magnetic hold.
- Spring slug ejecting arbor system.
- Magnet is 1/3 smaller, lighter and yet stronger.
- Magnet uses 50% power when motor is not under load.
- Advanced motor for easy field service.
- Hidden motor cable for reduced maintenance.
- All aluminum parts are heat treated for rigidity.

SteelMax d2

Versatile, Light and Powerful!

FEATURES

- Two-speed motor and Mt2 arbor can accept optional 1/2" Drill Chuck for use with twist drills or annular cutters.
- Ultra compact 18" working height (with coolant bottle).
- Adjustable cutter guard with built in chip breaker.
- Through spindle coolant system with removable reservoir.
- Little maintenance with no gib adjustment and extreme accuracy.
- Fewer parts which results in less run-out.
- Lightweight — only 37 pounds.
- Smart magnet circuitry recognizes magnetic hold.
- Spring slug ejecting arbor system.
- Magnet is 1/3 smaller, lighter and yet stronger.
- Magnet uses 50% power when motor is not under load.
- Advanced motor for easy field service.
- Hidden motor cable for reduced maintenance.
- All aluminum parts are heat treated for rigidity.

The d2 drill is the first drill in the SteelMax line that lets you drill with twist drill bits* or our premium m2Al annular cutters.

(optional 2MT 1/2" Drill Chuck adapter required for twist drill use)



m2AL ANNULAR CUTTERS

The only Cutters
GUARANTEED
to give you the
Lowest Cost Per-Hole

SteelMax® m2AL cutters feature characteristics that provide the wear characteristics of cobalt with the cost advantages of high-speed steel. Because of the durable composition of the M2AL metallurgy, our SteelMax cutters extend this performance advantage even further. With multiple cutting edges and a center-free design, SteelMax cutters use less horsepower and torque by only cutting the periphery of the hole. A burr-free reamed quality hole is typical in an operation that is about four times faster than costly pilot holes and step drilling. Chip load per tooth is dramatically reduced, allowing the cutters a high rate of penetration while improving hole quality and tool life. The core or "slug" left behind is evidence of this efficient cutting. Holes on curved surfaces and interrupted cuts can be easily produced without distortion.



What is m2AL? The composition of "M2AL" has an increase in the percentage of both carbon and approximately 1% aluminum. The other compositions are similar to M2. With the increase of carbon and aluminum, the hardness after heat treat can reach HRC68 (Rockwell). M2AL cutters are much more wear-resistant than M2. Because of this extreme hardness, the process of turning, milling and grinding requires special grinding wheels and exacting tolerances.

SteelMax Advantages:

- Save time and money by eliminating costly pilot holes and step drilling.
- Drill holes 3 times faster than twist drills.
- Drill on curved surfaces such as pipe or tubing.
- Overlap cuts on existing holes.
- Produce reamed quality burr-free holes.
- Reduce machine size and horsepower requirements.
- Resharpenable cutting edges.
- Replaces brand X cutters.

In manufacturing, the mineral "cobalt" is often very poor in quality and consistency. M2AL was developed to address these inconsistencies and has demonstrated outstanding performance. An additional advantage is the performance and wear characteristics of cobalt without the brittleness at the higher Rockwell numbers.

Aside from the above durability and edge holding features, M2AL cutters have the following:

- The hardness grade varies from the cutting edges to the shank, with 68HRC at the tip and reducing to 55HRC on the shank. This prevents breakage at the highest stress points while improving tip integrity and performance.
- Unique two cut geometry, which cuts smoother with less vibration.
- Unique steps on the lands, which reduces friction and drill load.

SteelMax® m2Al ANNULAR CUTTERS

Cutter Dia. (inch)	1" D.O.C.	2" D.O.C.
7/16	SM4375	SM437L
1/2	SM5000	SM500L
9/16	SM5625	SM562L
5/8	SM6250	SM625L
11/16	SM6875	SM687L
3/4	SM7500	SM750L
13/16	SM8125	SM812L
7/8	SM8750	SM875L
15/16	SM9375	SM937L
1	SM1000	SM100L
1-1/16	SM1062	SM106L
1-1/8	SM1125	SM112L
1-3/16	SM1187	SM118L
1-1/4	SM1250	SM125L
1-5/16	SM1312	SM131L
1-3/8	SM1375	SM137L
1-7/16	SM1437	SM143L
1-1/2	SM1500	SM150L
1-9/16	SM1562	SM156L
1-5/8	SM1625	SM162L
1-11/16	SM1687	SM168L
1-3/4	SM1750	SM175L
1-13/16	SM1812	SM181L
1-7/8	SM1875	SM187L
1-15/16	SM1937	SM193L
2	SM2000	SM200L
2-1/16	SM2062	SM206L
2-1/8	SM2125	SM212L
2-3/16	SM2187	SM218L
2-1/4	SM2250	SM225L
2-5/16	SM2312	SM231L
2-3/8	SM2375	SM237L
1" Center pin for SM4375		PP0001
1" Center pin for all 1" DOC cutters except SM4375		PP0002
2" Center pin for SM437L		PP0003
2" Center pin for all 2" DOC cutters except SM437L		PP0004



SteelMax® Metric m2Al CUTTERS

Cutter Dia. (millimeters)	1" D.O.C.	2" D.O.C.
14mm	SM5512	SM551L
15mm	SM5906	SM590L
16mm	SM6299	SM629L
17mm	SM6693	SM669L
18mm	SM7087	SM708L
19mm	SM7480	SM748L
20mm	SM7874	SM787L
21mm	SM8268	SM826L
22mm	SM8661	SM866L
23mm	SM9055	SM905L
24mm	SM9449	SM944L
25mm	SM9843	SM984L
26mm	SM1023	SM102L
28mm	SM1102	SM110L
29mm	SM1141	SM114L
31mm	SM1220	SM122L

Always use SteelMax coolant to extend cutter life.

CUTTER SETS



**Cutter Sets
Now
Available**

SteelMax® brand cutters are now available in four convenient set configurations. These sets are delivered in sturdy wooden display cases. The cases protect the cutters and let you see your cutter assortment at a glance. Choose sets of 5 or 11 cutters in 1" or 2" length.

SET #SMRC021		
1" depth cut, 3/4" shank		
CUTTER DIAMETER	DECIMAL EQUIVALENT	PART#
9/16"	.5625	SM5625
11/16"	.6875	SM6875
13/16"	.8125	SM8125
15/16"	.9375	SM9375
1-1/16"	1.062	SM1062
Cutter case		RC02
1", pilot 9/16"-1-1/16"		PP0002

SET #SMRC022		
2" depth cut, 3/4" shank		
CUTTER DIAMETER	DECIMAL EQUIVALENT	PART#
9/16"	.5625	SM562L
11/16"	.6875	SM687L
13/16"	.8125	SM812L
15/16"	.9375	SM937L
1-1/16"	1.062	SM106L
Cutter case		RC02
2", pilot 9/16"-1-1/16"		PP0004

SET #SMRC041		
1" depth cut, 3/4" shank		
CUTTER DIAMETER	DECIMAL EQUIVALENT	PART#
7/16"	.4375	SM4375
1/2"	.5000	SM5000
9/16"	.5625	SM5625
5/8"	.6250	SM6250
11/16"	.6875	SM6875
3/4"	.7500	SM7500
13/16"	.8125	SM8125
7/8"	.8750	SM8750
15/16"	.9375	SM9375
1"	1.000	SM1000
1-1/16"	1.062	SM1062
1", pilot 7/16"		PP0001
1", pilot 9/16"-1-1/16"		PP0002
Cutter Case		RC04

SET #SMRC042		
2" depth cut, 3/4" shank		
CUTTER DIAMETER	DECIMAL EQUIVALENT	PART#
7/16"	.4375	SM437L
1/2"	.5000	SM500L
9/16"	.5625	SM562L
5/8"	.6250	SM625L
11/16"	.6875	SM687L
3/4"	.7500	SM750L
13/16"	.8125	SM812L
7/8"	.8750	SM875L
15/16"	.9375	SM937L
1"	1.000	SM100L
1-1/16"	1.062	SM106L
2", pilot 7/16"-1/2"		PP0003
2", pilot 9/16"-1-1/16"		PP0004
Cutter Case		RC04

Annular Cutters or Twist Drills... You Can Have Both!



Need to use *twist drills* with your d2 drill? Need to use annular cutters with your CNC or Bridgeport? With our optional industrial arbors and 2MT-1/2" Drill Chuck now you can! SteelMax industrial arbors let you easily adapt our premium m2AL cutters to a variety of machinery, including CNC, lathe's, stationary drill presses and similar equipment. With our integrated coolant collar, cutter performance and cutter life is assured!

Need twist drill capability in a magnetic drill? The d2 is the first drill in the SteelMax line that lets you drill with twist drill bits* or our premium **m2AL** annular cutters. (optional 2MT 1/2" Drill Chuck adapter required for twist drill use)

For Most drilling applications, choose our **SteelMax® m2AL** cutters. They'll always outperform twist drilling for any hole over 7/16". However, if you need to drill diameters less than 7/16 or blind holes, our 1/2" Drill Chuck option is the right solution for you.

INDUSTRIAL ARBORS

DESCRIPTION	PART NUMBER
2MT 1/2" Drill Chuck	SM2MTJ
2MT 3/4"	SM2MT
3MT 3/4"	SM3MT
R8 3/4"	SMR8